

You have a **basic account**. To remove the limits of a basic account, including unlimited questions, [upgrade now!](#)

survey title:

ITANA Post Face 2 Face [Edit Title](#)

design survey

collect responses

analyze results

 **View Summary**

 **Browse Responses**

 **Filter Responses**

 **Download Responses**

 **Share Responses**

current report: [Default Report](#) [Add Report](#)



Response Summary

Total Started Survey: 28
Total Completed Survey: 28 (100%)

Page: **Default Section**

1. Thank you for participating in the ITANA Face2Face 2008 meeting. Please take a couple of minutes to answer the following 10 questions. Please rate the usefulness of the ITANA meeting and the sessions?


	Not Useful	Moderately Useful	Very Useful	Really Useful	Response Count
The overall rating for the whole meeting.	0.0% (0)	17.9% (5)	46.4% (13)	35.7% (10)	28
Opening Discussion	0.0% (0)	29.6% (8)	55.6% (15)	14.8% (4)	27
Tools of the Trade	0.0% (0)	17.9% (5)	53.6% (15)	28.6% (8)	28
Case Studies	0.0% (0)	25.0% (7)	28.6% (8)	46.4% (13)	28
Hot Topic: Data Management	3.7% (1)	22.2% (6)	29.6% (8)	44.4% (12)	27
Hot Topic: Security Architecture	7.4% (2)	29.6% (8)	51.9% (14)	11.1% (3)	27
Hot Topic: Your Topics Here	0.0% (0)	26.1% (6)	52.2% (12)	21.7% (5)	23

Are there things you really liked/disliked? [view](#)


answered question 28

skipped question **0**

2. Would you participate in future activities (e.g. help draft white papers, gather content, etc) on these topics?

	Definitely not	Possibly	I would like to	Definitely would help out.	Response Count
Tools of the Trade	3.6% (1)	53.6% (15)	32.1% (9)	10.7% (3)	28
Architecture Case Studies	3.8% (1)	38.5% (10)	38.5% (10)	19.2% (5)	26
Hot Topic: Data Management	11.5% (3)	19.2% (5)	46.2% (12)	23.1% (6)	26
Hot Topic: Security Architecture	15.4% (4)	46.2% (12)	26.9% (7)	11.5% (3)	26
EA Selling Points for Administration	11.5% (3)	50.0% (13)	23.1% (6)	15.4% (4)	26
If you want to help out, please enter your email address 					15
<i>answered question</i>					28
<i>skipped question</i>					0

3. Is there something else you would like to work on that's not on the list?


	Response Count
	4
<i>answered question</i>	4
<i>skipped question</i>	24

4. How do you participate in ITANA now?


	Didn't know about it	I rarely participate	Regularly Participate	Rating Average	Response Count
--	----------------------	----------------------	-----------------------	----------------	----------------

EDUCAUSE CG Meeting	50.0% (12)	20.8% (5)	29.2% (7)	1.79	24
Conference Calls	23.1% (6)	42.3% (11)	34.6% (9)	2.12	26
Email List	19.2% (5)	53.8% (14)	26.9% (7)	2.08	26
Wiki and Web Site	16.0% (4)	60.0% (15)	24.0% (6)	2.08	25
answered question					26
skipped question					2


5. How WILL you participate in ITANA in the future?

	I will not participate	I might participate	I will regularly participate	Rating Average	Response Count
EDUCAUSE CG Meeting	14.3% (4)	53.6% (15)	32.1% (9)	2.18	28
Conference Calls	3.6% (1)	46.4% (13)	50.0% (14)	2.46	28
Email List	7.1% (2)	32.1% (9)	60.7% (17)	2.54	28
Wiki and Web Site	3.6% (1)	42.9% (12)	53.6% (15)	2.50	28
Are there other ways you would like to participate?	 view				2
answered question					28
skipped question					0


6. If you plan on attending the EDUCAUSE Constituent Group meeting in Orlando this Fall, please enter your email address.

	Response Count
 view	9
answered question	
	9
skipped question	
	19


7. In the next ITANA Face 2 Face, what would you like to see?


	No thanks	Might be good	I'd like that	I'd really like that	Rating Average	Response Count
Presentations (like the Tools of the Trade, Case Studies)	0.0% (0)	7.7% (2)	53.8% (14)	38.5% (10)	3.31	26
Discussion Sections (like the Hot Topics)	0.0% (0)	11.5% (3)	34.6% (9)	53.8% (14)	3.42	26
Working Group split outs (getting something done)	4.0% (1)	28.0% (7)	12.0% (3)	56.0% (14)	3.20	25
Open Discussion time (like the "Your Topics Here")	0.0% (0)	23.1% (6)	61.5% (16)	15.4% (4)	2.92	26
Un-conference time (unstructured free time to gather on a topic)	11.5% (3)	19.2% (5)	38.5% (10)	30.8% (8)	2.88	26
Is there another type of session you'd like to see?	 view					5
answered question						26
skipped question						2

8. How likely do you think you are to attend the next Face 2 Face? (Assume there aren't budget or travel issues)

	Response Percent	Response Count
Not at all likely <input type="checkbox"/>	3.6%	1
Somewhat likely <input type="checkbox"/>	21.4%	6
Probably will attend <input type="checkbox"/>	46.4%	13
Definitely will attend <input type="checkbox"/>	28.6%	8
What would impact your choice other than budget and schedule conflicts?	 view	
answered question		28
skipped question		0

9. Consider the following scenarios. How would the different options for holding the next ITANA Face 2 Face affect the likelihood that you would attend.

	Less Likely To Attend	No Impact	More Likely to Attend	Response Count
It was scheduled by itself as a one day meeting	40.7% (11)	48.1% (13)	11.1% (3)	27
It was held before/after Common Solutions Group	3.7% (1)	63.0% (17)	33.3% (9)	27
It was held before/after the Internet2 Member Meeting	3.6% (1)	71.4% (20)	25.0% (7)	28
It was held before/after EDUCAUSE (separate from the CG meeting)	15.4% (4)	53.8% (14)	30.8% (8)	26
It was held before/after Advanced CAMP (again)	3.6% (1)	32.1% (9)	64.3% (18)	28
If it was held before/after CAMP	4.0% (1)	76.0% (19)	20.0% (5)	25
other (please specify)  view				2
answered question				28
skipped question				0

10. Anything else you would like to add or comment on?		Response Count
 view		5
answered question		5
skipped question		23

[Terms of Use](#) [Privacy Statement](#) [Opt Out/Opt In](#) [Contact Us](#)

Copyright ©1999-2008 SurveyMonkey.com. All Rights Reserved. No portion of this site may be copied without the express written consent of SurveyMonkey.com. 37